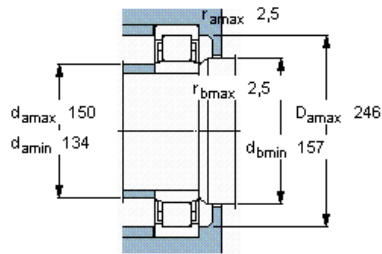
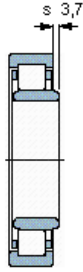
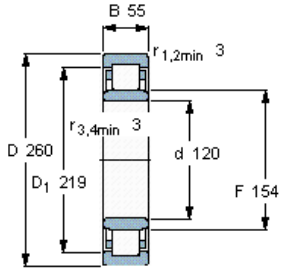
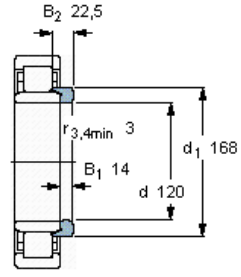


Cylindrical roller bearings, single row

Principal dimensions			Basic load ratings		Designation	Angle ring
d	D	B	dynamic C	static C0	<b>* SKF Explorer bearing</b>	Designation
mm			kN		-	-
<b>120</b>	260	55	610	620	NU 324 ECP *	HJ 324 EC



**Calculation factors**  
 $k_r$  0,15  
 $e$  0,2     $\gamma$  0,6



HJ 324 EC  
 Mass kg 1,4